



Square High  
530L



Square Low  
240L



Rhombus High  
450L



Rhombus Low  
220L



Color



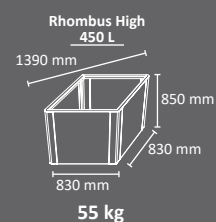
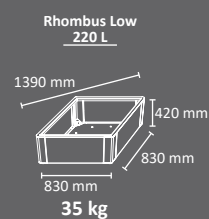
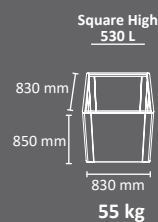
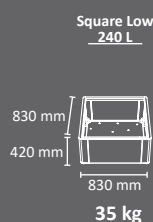
manufactured by  
Cervic Environment



INDOOR



OUTDOOR






## DETAIL



Articulated Feet

## CONFIGURATION EXAMPLES





- Planters available in two shapes: Square and Rhombus
- Four capacities and shapes:
  - Square high. Height 850 mm (530 L).
  - Square low. Height 420 mm (240 L).
  - Rhombus high. Height 850 mm (450 L).
  - Rhombus low. Height 420 mm (220 L).
- Modularity: can be installed individually or combined with each other and with the Osaka bench, creating green and rest areas, with an infinite number of possible configurations.
- The planters incorporate drainage holes in the base.
- Planters incorporate adjustable articulated feet.
- Planters can be anchored to the ground using 4 M8 expansion screws (included).
- Made of 1'5, 2 and 3 mm galvanized steel and finished with a thermo-heating polyester powder coated finish with a zinc-rich anti-corrosion primer in decorative frame.
- Guaranteed reliability: this product has satisfactorily exceeded functionality and endurance tests under real environmental and usage conditions.
- Suitable to be used indoor and outdoor under normal weather conditions. In case of extreme weather conditions, such as high salinity, temperature or humidity, an additional special treatment can be included. Check extra cost and MOQ.

